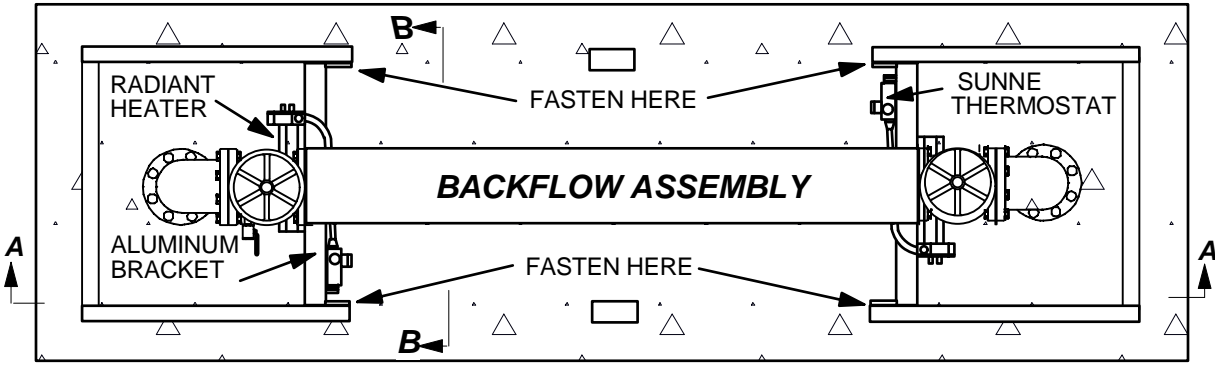
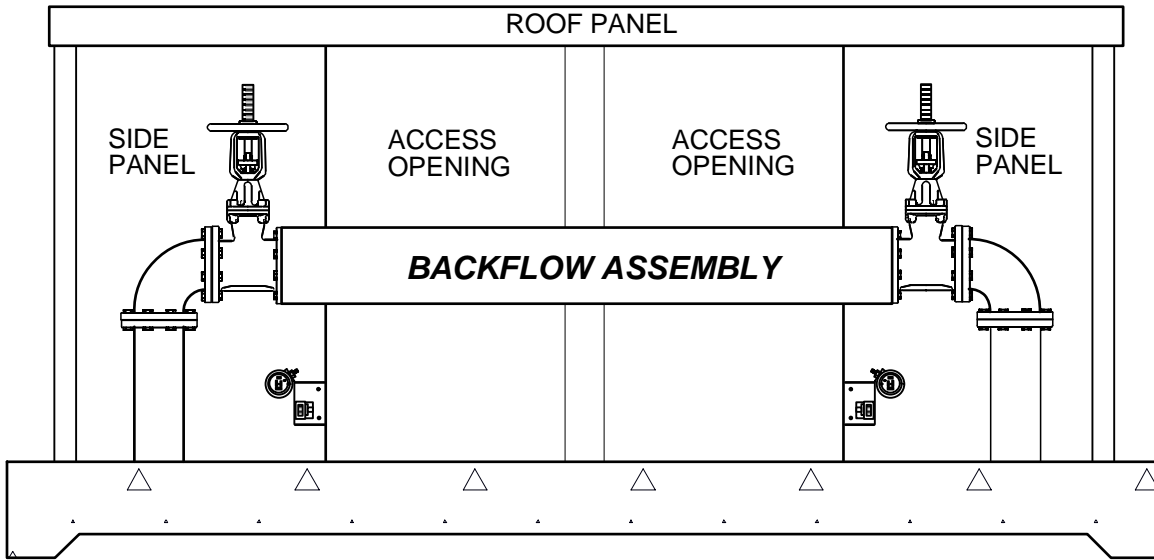


**WATER SAFE® HEATING SYSTEM
FOR INLINE ENCLOSURES REQUIRING DUAL HEATER SYSTEMS**

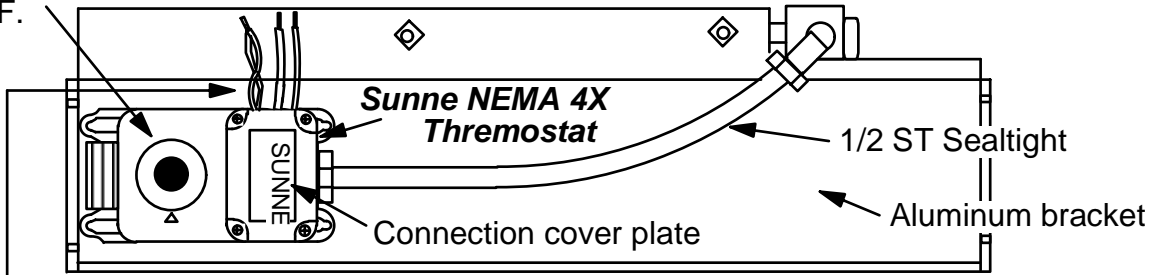


PLAN VIEW



SECTION A-A

FACTORY TESTED
AND SET @ 40F.



SECTION B-B

Field Connection Here : CONNECT TO WHITE & BLACK STRIPPED LEADS (Line voltage) & GREEN GROUND STRIPPED LEADS ONLY!!!

INSTALLATION MUST MEET ALL LOCAL AND NATIONAL CODES !!!

Heat system (checked below) that is furnished for this enclosure. NOTE: Heater and Thermostat prewired and assembled to bracket.

| | | | | | |
|--------------------------|--------|----------|-----------|--------------|---------------|
| <input type="checkbox"/> | RH-2-A | 120 Volt | 800 Watt | Single Phase | 6.7 Amps each |
| <input type="checkbox"/> | RH-2-C | 240 Volt | 800 Watt | Single Phase | 3.3 Amps each |
| <input type="checkbox"/> | RH-3-A | 120 Volt | 1100 Watt | Single Phase | 9.2 Amps each |
| <input type="checkbox"/> | RH-3-C | 240 Volt | 1100 Watt | Single Phase | 4.6 Amps each |
| <input type="checkbox"/> | RH-4-A | 120 Volt | 1800 Watt | Single Phase | 15 Amps each |
| <input type="checkbox"/> | RH-4-C | 240 Volt | 1800 Watt | Single Phase | 7.5 Amps each |